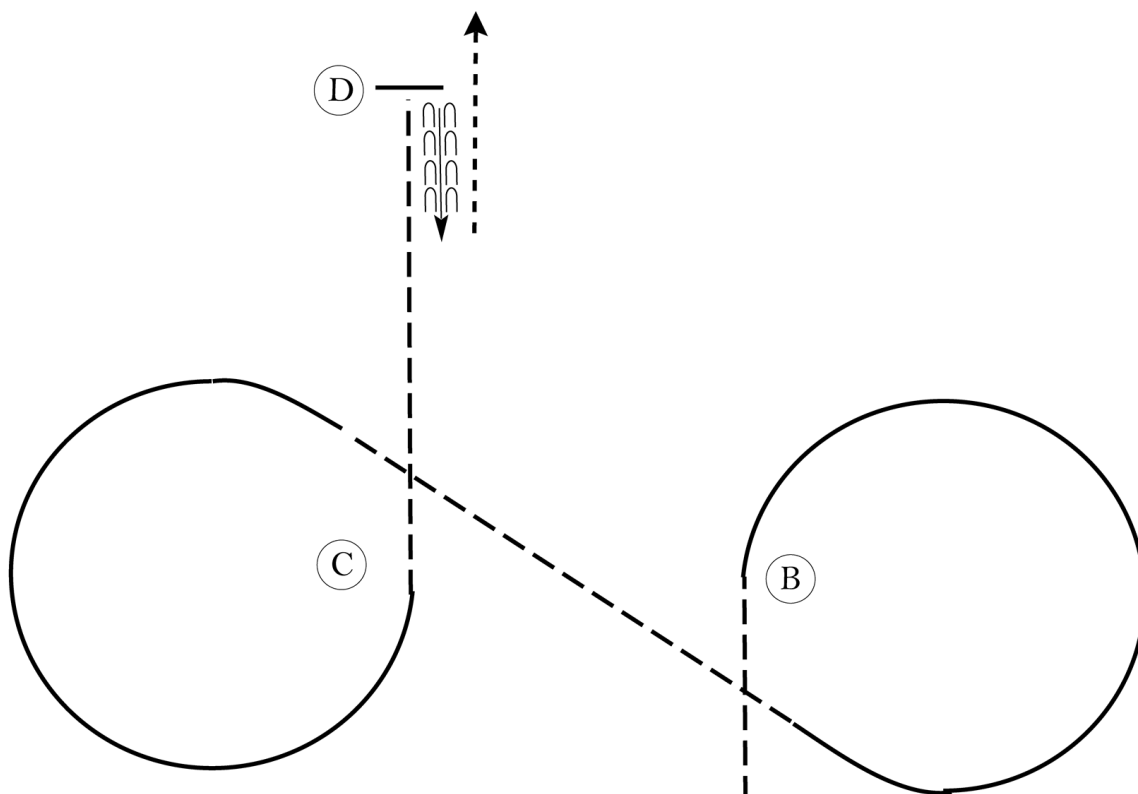


Jeff Bujack QHS

HUNT SEAT EQUITATION (All Rookie & Novice)

Show Date: June 15-17, 2018



Be ready before A.

1. Walk to A.
2. Posting trot on the left diagonal to B.
3. At B, canter a circle to the right.
4. When even with B, sitting trot to C.
5. At C, canter a circle to the left.
6. Posting trot on the right diagonal from C to D.
7. Stop at D and back approximately one horse length.

Exit at a walk.

Follow the instructions of your ring steward.

Walk	-----
Trot	- - - - -
Extended Trot	-----
Canter	-----
Leg Yield	
Lead Change	↙ ↘
Back	← ← ← ← ←
Marker	⊙
Sidepass	← ← ← ← ←
Hand Gallop	-----

[HSE/1-41]

Pattern Provided by:

Lynda Danielson

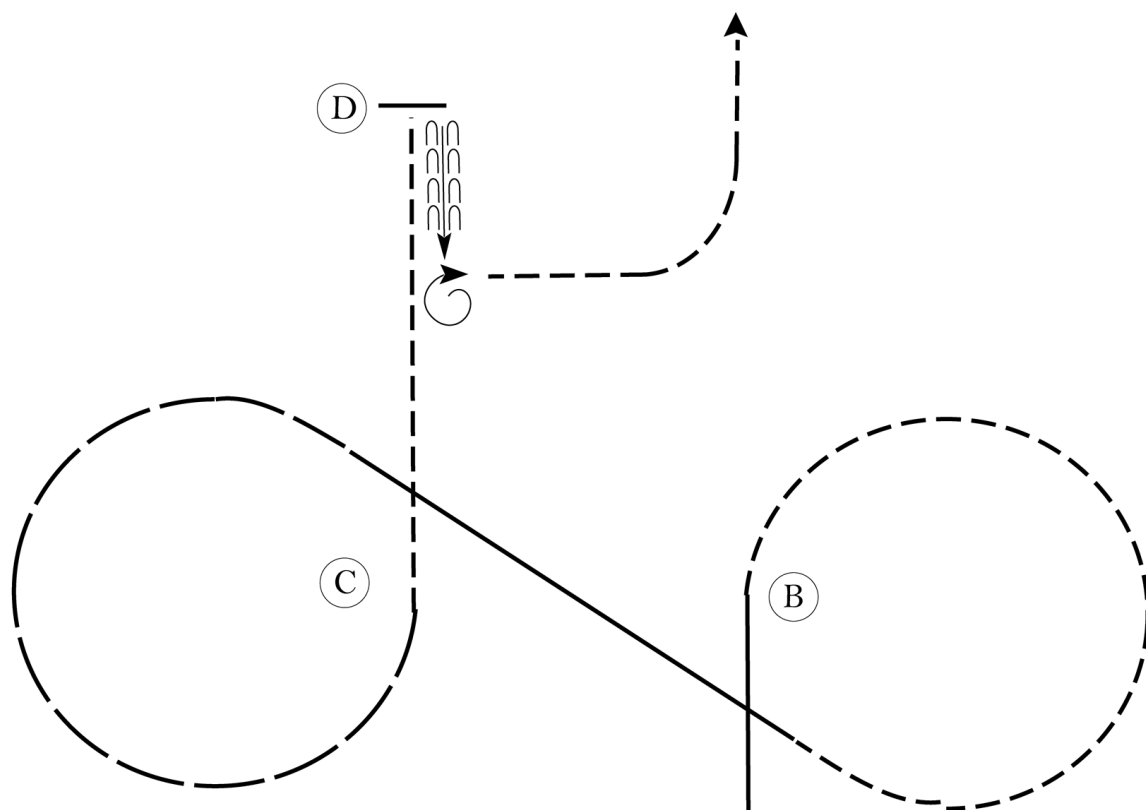
www.HorseShowPatterns.com

www.HorseShowPatterns.com

Jeff Bujack QHS

HUNT SEAT EQUITATION (Youth, Amateur, Amateur Select)

Show Date: June 15-17, 2018



Be ready before A.

1. Walk to A.
2. Canter on the right lead to B.
3. Posting trot a circle to the right.
4. When even with B, canter on the left lead to C.
5. At C, hand gallop a circle to the left.
6. Trot on the right diagonal from C to D.
7. Stop at D and back approximately one horse length.
8. Perform a 1 1/4 turn to the right on the forehand.

Exit at a sitting trot.

Follow the instructions of your ring steward.

Walk	-----
Trot	- - - - -
Extended Trot	-----
Canter	=====
Leg Yield	
Lead Change	↙ ↘
Back	← ← ← ← ←
Marker	(B)
Sidepass	← →
Hand Gallop	-----

[HSE/3-41]

Pattern Provided by:

Lynda Danielson

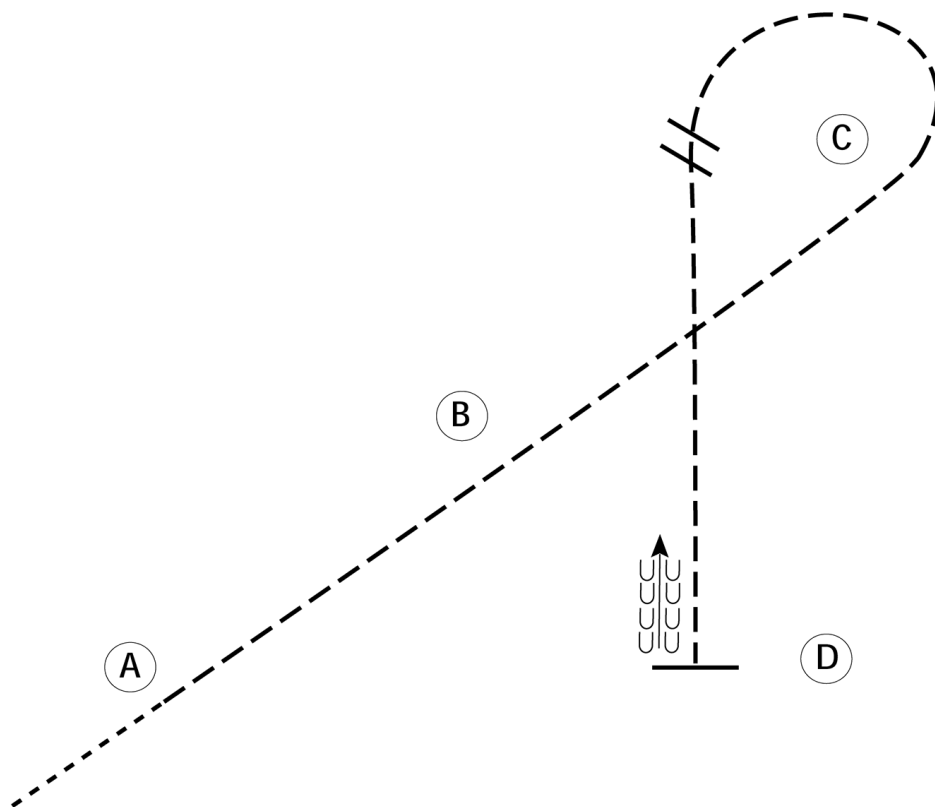
www.HorseShowPatterns.com

www.HorseShowPatterns.com

Jeff Bujack QHS

HUNT SEAT EQUITATION (Small Fry HS Equitation)

Show Date: June 15-17, 2018



Be ready before A.

1. Walk to A.
2. Sitting trot to B.
3. Posting trot on the right diagonal to and around C.
4. At C, change diagonals.
5. Posting trot on the left diagonal to D.
6. Stop at D. Back approximately one horse length.
7. Follow the instructions of your ring steward.

Walk	-----
Trot	- - - - -
Extended Trot	-----
Canter	—————
Leg Yield	
Lead Change	↙ ↘
Back	← ← ← ← ←
Marker	(B)
Sidepass	← — — — — →
Hand Gallop	—————

[HSE/WT-14]

Pattern Provided by:

Lynda Danielson

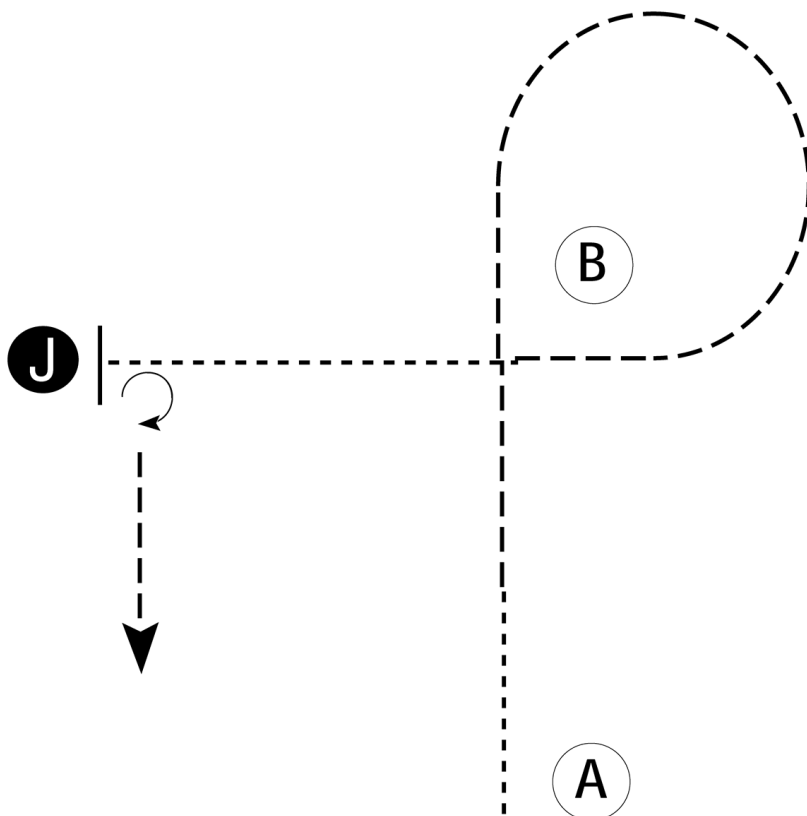
Jeff Bujack QHS

Showmanship at Halter (All Rookie & Novice)

Show Date: June 15-17, 2018

w w w . H o r s e S h o w P a t t e r n s . c o m

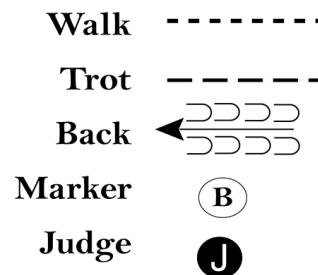
w w w . H o r s e S h o w P a t t e r n s . c o m



Be ready at A.

1. Walk halfway to B.
2. Trot to and around B as shown.
3. When just past B, walk to judge and set up for inspection.
4. When dismissed, perform a 270 degree turn and trot away.

Follow the instructions of your ring steward.



[S/1-79]

Pattern Provided by:
Lynda Danielson

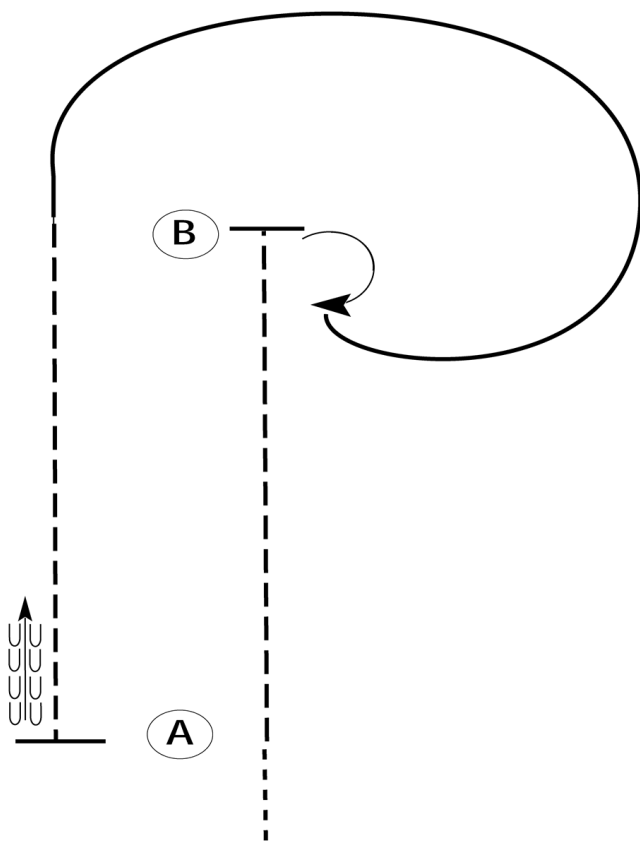
Jeff Bujack QHS

WESTERN HORSEMANSHIP (All Rookie & Novice)

Show Date: June 15-17, 2018

w w w . H o r s e S h o w P a t t e r n s . c o m

w w w . H o r s e S h o w P a t t e r n s . c o m



Be ready before A.

1. Walk to A.
2. Jog to B.
3. Turn 180 degrees to the right.
4. Lope on the left lead back around to B.
5. Jog from B to A.
6. Stop at A and back approximately one horse length.

Follow the instructions of your ring steward.

Walk	-----
Jog	- - - - -
Extended Jog	— — — —
Lope	—————
Leg Yield	
Lead Change	— / —
Back	← — — — —
Marker	⊙
Sidepass	← — — — — →

[WH/1-44]

Pattern Provided by:
Lynda Danielson

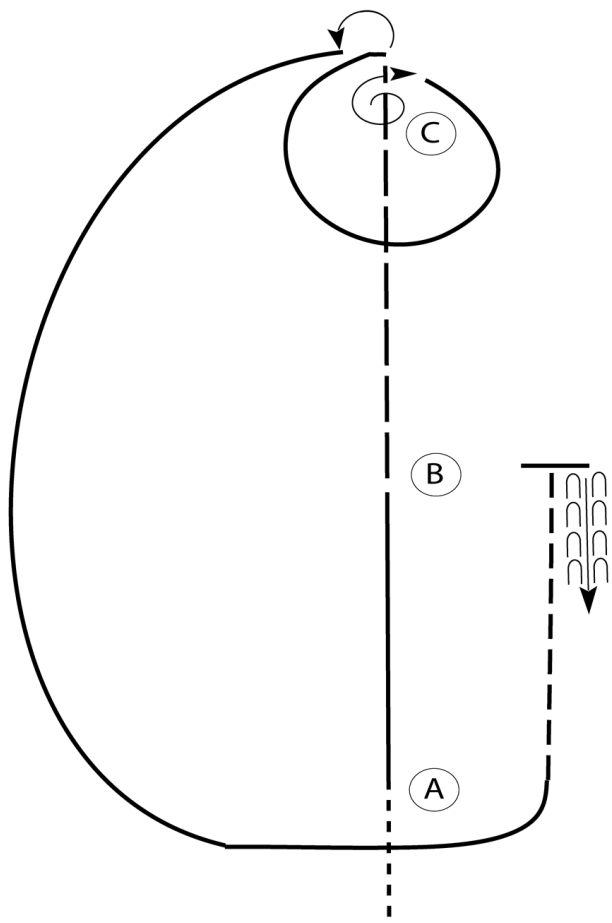
Jeff Bujack QHS

WESTERN HORSEMANSHIP (Youth, Amateur, Amateur Select)

Show Date: June 15-17, 2018

www.HorseShowPatterns.com

www.HorseShowPatterns.com



Be ready before A.

1. Walk to A.
2. At A, lope on the left lead to B.
3. At B, extend the jog to past C.
4. Stop and perform a 450 degree turn to the right.
5. Lope a circle around C on the right lead.
6. Stop at C and perform a 180 degree turn to the left.
7. Lope a large fast half circle to and around A .
8. At A, jog to B.
9. Stop at B and back 4 approximately one horse length.

Walk	-----
Jog	-----
Extended Jog	-----
Lope	-----
Lead Change	
Back	
Marker	(B)

[WH/3-8]

Pattern Provided by:
Lynda Danielson

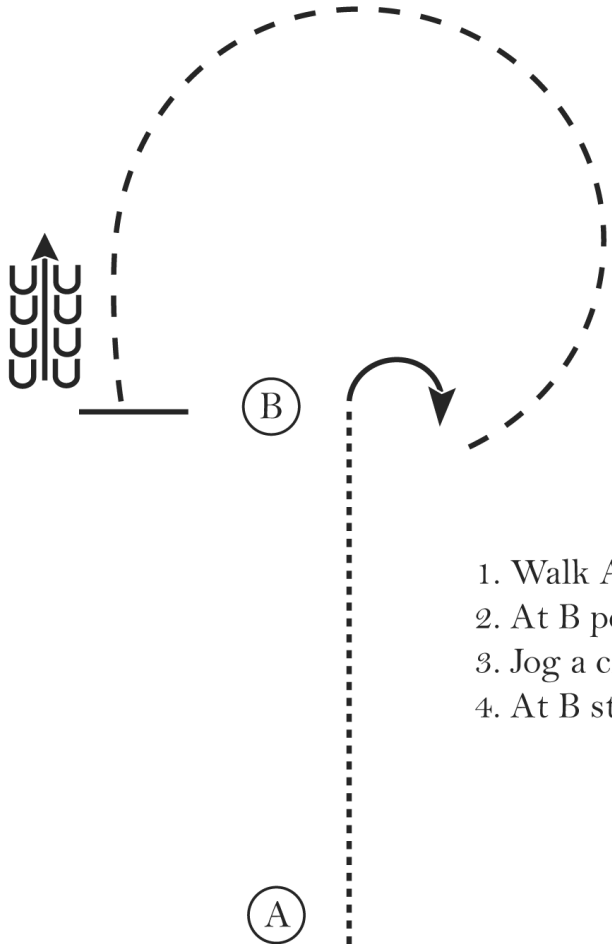
Jeff Bujack QHS

WESTERN HORSEMANSHIP (Small Fry Horsemanship)

Show Date: June 15-17, 2018

w w w . H o r s e S h o w P a t t e r n s . c o m

w w w . H o r s e S h o w P a t t e r n s . c o m



1. Walk A to B
2. At B perform a 90 degree turn to the right
3. Jog a circle around B
4. At B stop and back 4 steps

Walk
Jog	-----
Extended Jog	-----
Lope	—————
Leg Yield	
Lead Change	↘
Back	←←←←← ←←←←←
Marker	(B)
Sidepass	←←←←←

[WH/WT-7]

Pattern Provided by:
Lynda Danielson

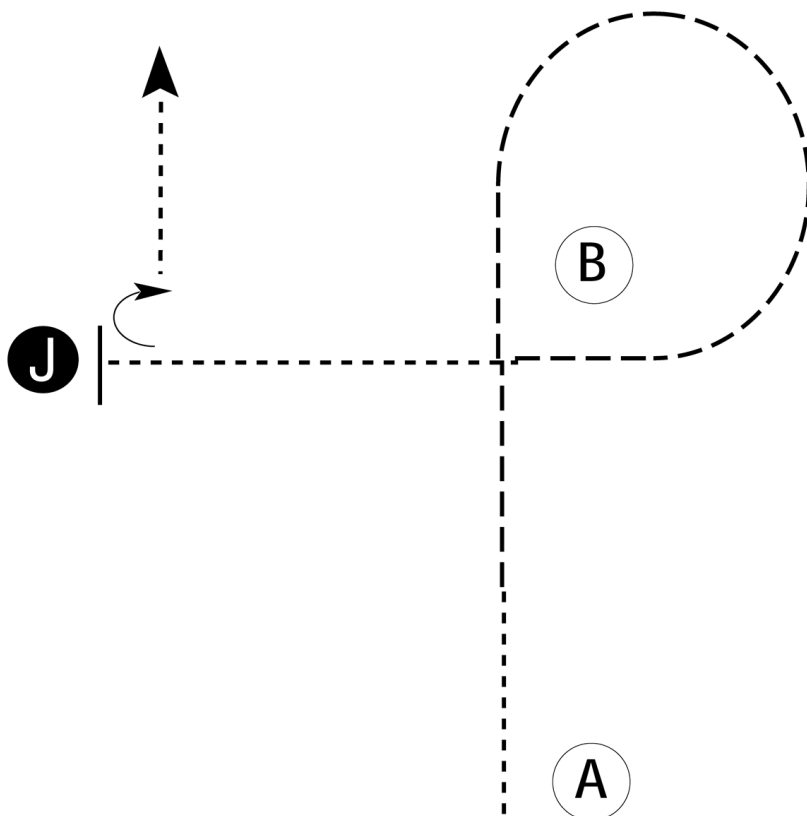
Jeff Bujack QHS

Showmanship at Halter (Small Fry Showmanship)

Show Date: June 15-17, 2018

w w w . H o r s e S h o w P a t t e r n s . c o m

w w w . H o r s e S h o w P a t t e r n s . c o m



Be ready at A.

1. Walk halfway to B.
2. Trot to and around B as shown.
3. When just past B, walk to judge and set up for inspection.
4. When dismissed, perform a 90 degree turn and walk away.

Follow the instructions of your ring steward.

Walk	-----
Trot	- - - - -
Back	←
Marker	ⓑ
Judge	ⓙ

[S/WT-79]

Pattern Provided by:
Lynda Danielson